

Add-On Metal Cutout Map for Moss Wall

SPECIFICATIONS SHEET


Metal Map Selection Guide

Metal Cutout Map: Project Showcase

WildLed


Metal Map Selection Guide

Material




Stainless Steel
Standard thickness: 5/32"

Custom Cutout



Metal Paint Baking Process



Metal Cutout Map: Project Showcase

